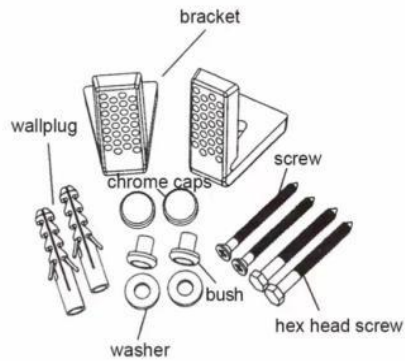


Sanitary fixing systems

# Installation instruction

.A6003-  
 .WC,BIDET&SEMI-PED FIXING SET  
 .Usage  
 for fixing of : standing toilets and bidets.  
 .contents

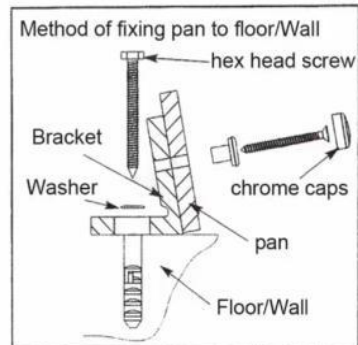
1	2×Floor brackets
2	2×wallplugs S10×50
3	2×Hex head screw 6×60
4	2×Washers
5	2×St. Steel Screw 5×60
6	2×Nylon Bushes
7	2×Chrome Caps



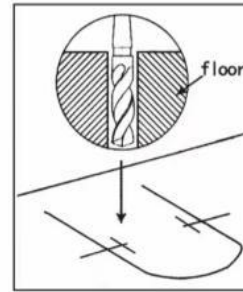
Toilet, bidet



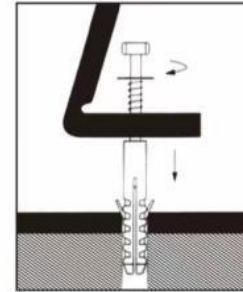
semi pedestal



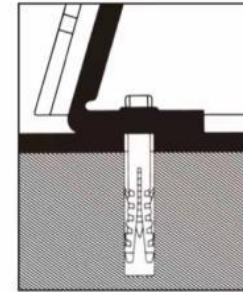
## Installation



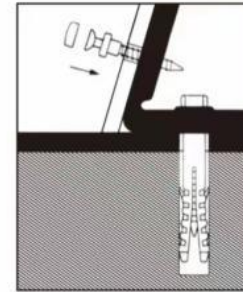
Drill Dia 10mm,  
 min . drill hole depth 60mm



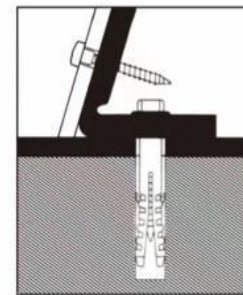
tighten fixing bracket



put on the new toilet/pedestal



tighten the screws



put on the chrome caps